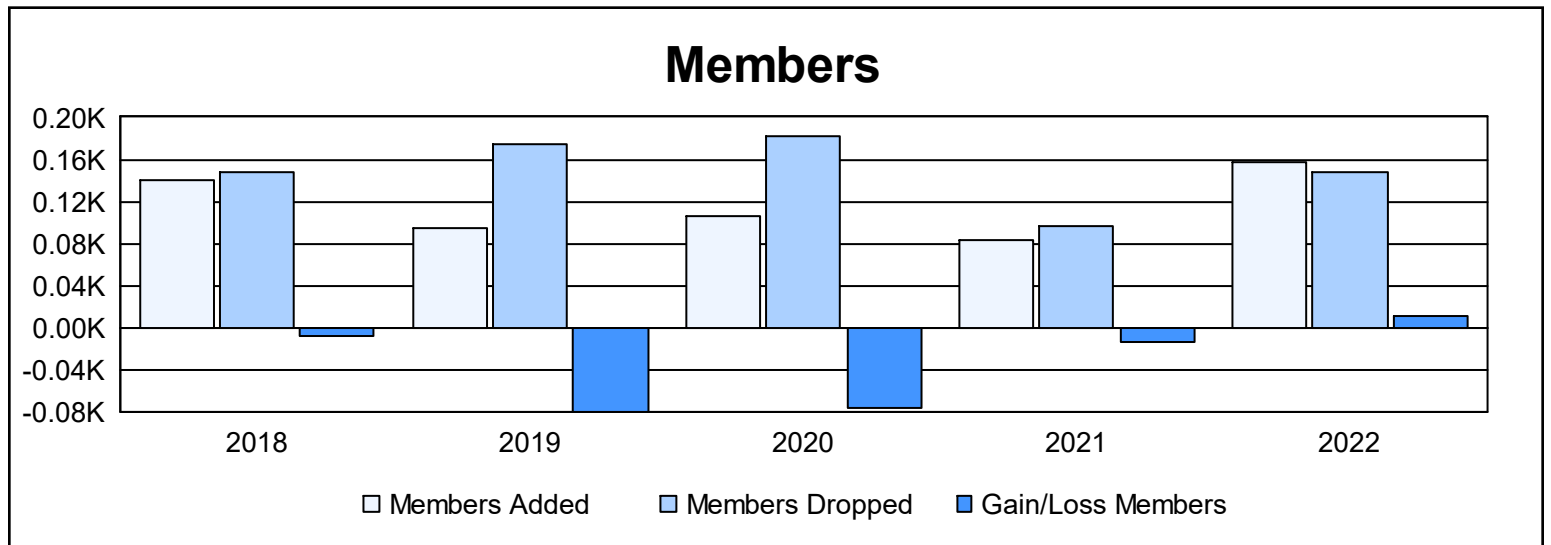
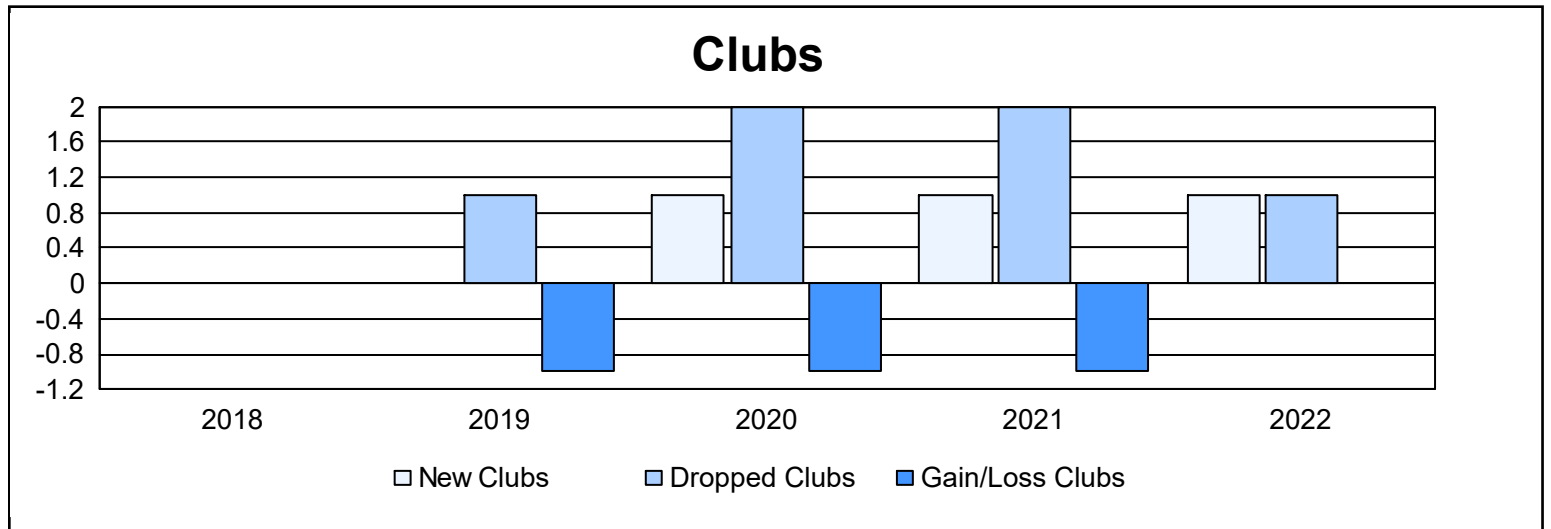
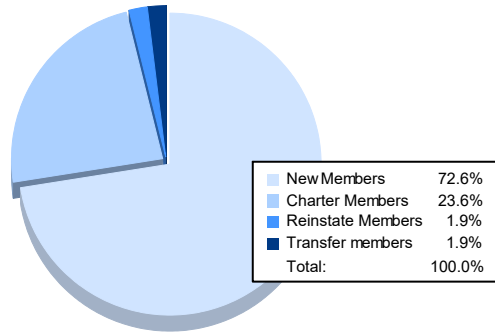


Year	New Clubs	Dropped Clubs	Gain/ Loss Clubs	New Members	Charter Members	Reinstate Members	Transfer Members	Total Member Added	Total Members Dropped	Gain/ Loss Members
2017-2018	0	0	0	129	1	7	3	140	148	-8
2018-2019	0	1	-1	78	0	10	7	95	175	-80
2019-2020	1	2	-1	66	24	2	13	105	181	-76
2020-2021	1	2	-1	51	29	2	1	83	97	-14
2021-2022	1	1	0	114	37	3	3	157	147	10
<b>Average</b>	<b>1</b>	<b>1</b>	<b>-1</b>	<b>88</b>	<b>18</b>	<b>5</b>	<b>5</b>	<b>116</b>	<b>150</b>	<b>-34</b>



### Membership Composition June 2022 Cumulative



### Gender Composition June 2022 Cumulative

